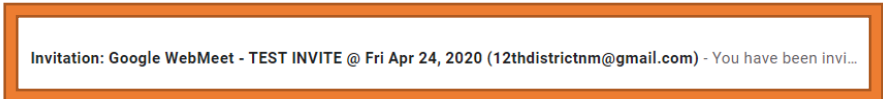


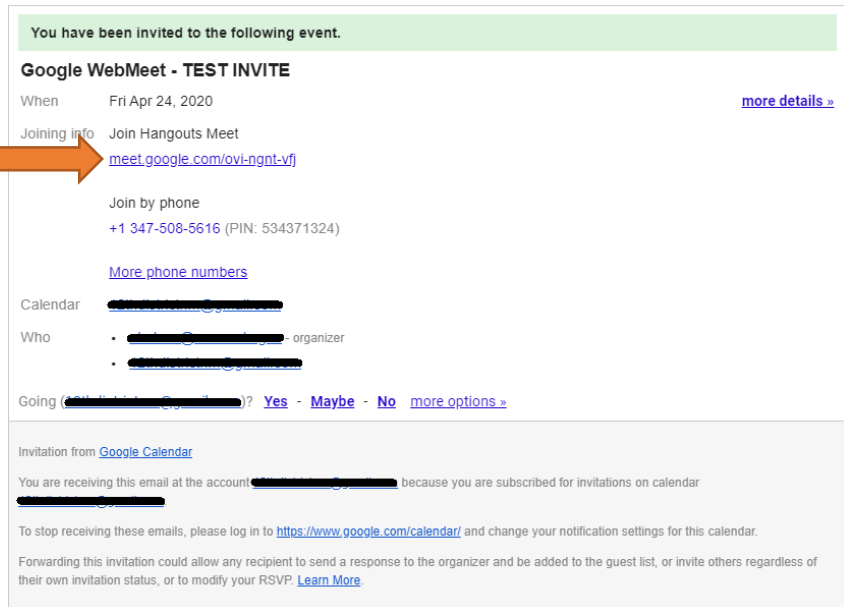
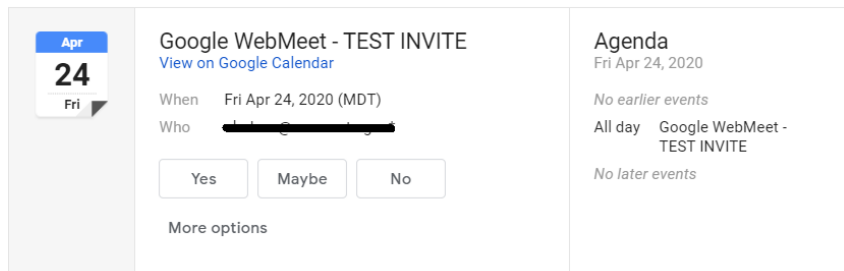
How to Join a Google Meet Video by Computer

Joining a hearing using Google is a streamlined process that anyone can utilize to attend their hearings remotely.

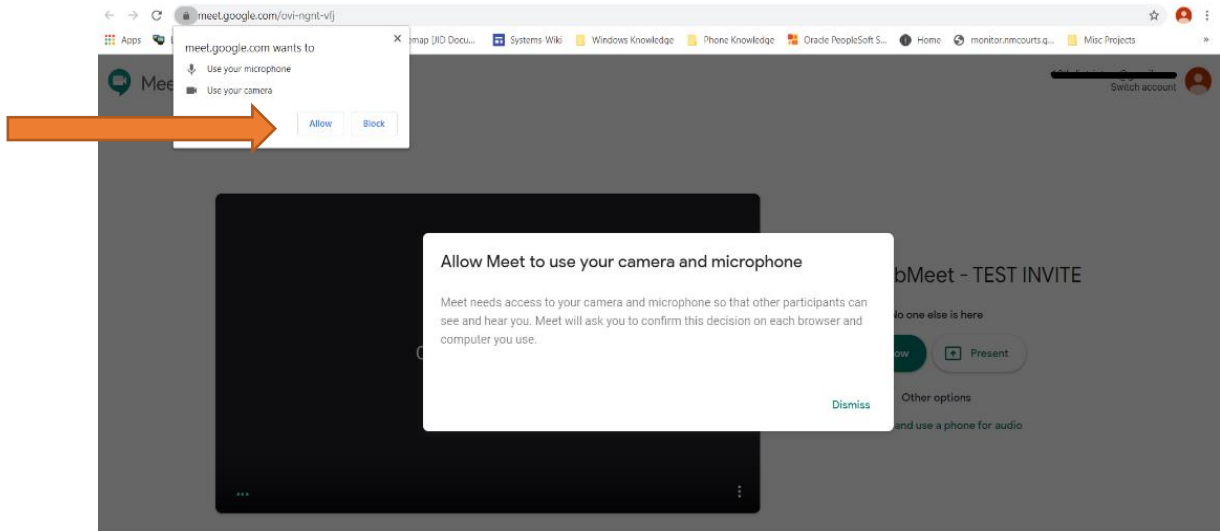
1. First look for the invite to the web meeting. The invite should be similar to the one displayed below.



2. To join the web meeting on your computer using video conferencing, simply click on the link indicated below.

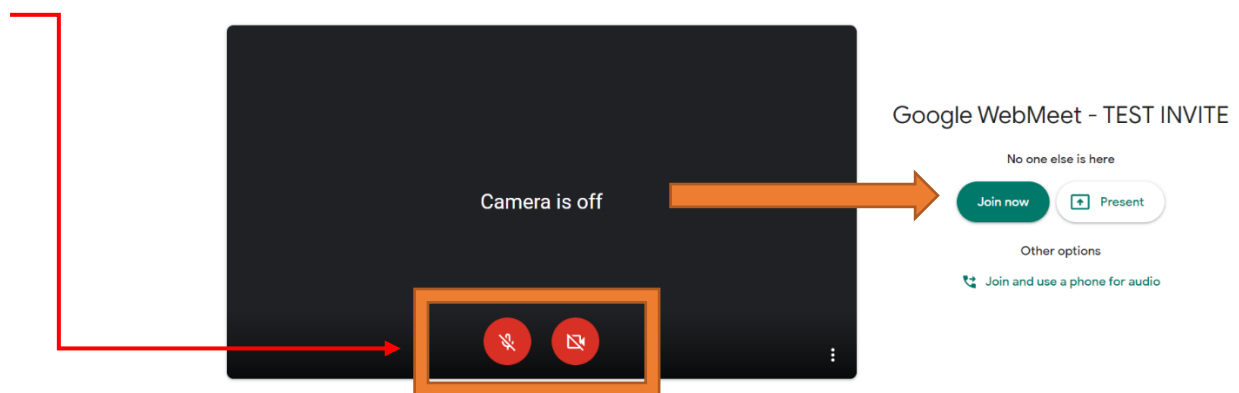


3. After you click the link shown above you will be taken to the lobby for the meeting. Google will ask your permission to use your camera and microphone. You must select **Allow**, otherwise you will be unable to participate in the web-meet.



4. After you have allowed google to use your microphone and camera, you should immediately see yourself in the window below where it says "Camera is off". All you need to do now is select "Join Now" and you will be connected to the meeting room.

NOTE: IN THE PICTURE BELOW, THE RED BUTTONS ARE INDICATING THAT MY VIDEO CAMERA AND MICROPHONE ARE CURRENTLY OFF. YOU CAN TURN THEM BOTH ON EASILY BY CLICKING THEM



5. You are now connected to the Web Meet! You will be able to see anyone who is also in the room. Please ensure that your microphone and camera are both turned on if you need to speak.

